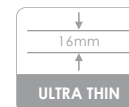


teletronik[®]

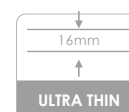
LED technology

LED PANELS



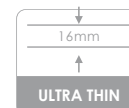


Product name	Power (W)	Color temp. (K)	Glass type	Beam angle (°)	Lumen (lm)	Size (L) × (W) × (H)
LIDO-SCP30X30-18M	18	4000	Homogen	120	1156	300 × 300 × 16mm



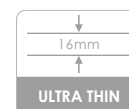
LIDO-SCP15X90-20M / LIDO-SCP30X120-39M

Product name	Power (W)	Color temp. (K)	Glass type	Beam angle (°)	Lumen (lm)	Size (L) × (W) × (H)
LIDO-SCP15X90-20M	20	4000	Homogen	120	1500	900 × 150 × 16mm
LIDO-SCP30X120-39M	39	4000	Homogen	120	2605	1200 × 300 × 16mm



LIDO-SCP60X30-28M / LIDO-SCP60-120X60M

Product name	Power (W)	Color temp. (K)	Glass type	Beam angle (°)	Lumen (lm)	Size (L) × (W) × (H)
LIDO-SCP60X30-28M	28	4000	Homogen	120	1596	300 × 600 × 16mm
LIDO-SCP60X120-60M	60	400	Homogen	120	4000	1200 × 600 × 16mm



LIDO-SCP60X60-36M / LIDO-SCP60X60-60M

Product name	Power (W)	Color temp. (K)	Glass type	Beam angle (°)	Lumen (lm)	Size (L) × (W) × (H)
LIDO-SCP60X60-36M	36	4000	Homogen	120	2344	600 × 600 × 16mm
LIDO-SCP60X60-60M	60	4000	Homogen	120	5063	600 × 600 × 16mm